



POWERWEDGE EXCAVATOR COUPLER SYSTEM

A *CLW* Company

www.imac.ca

INTERCHANGE Attachment for Attachment - Between OEM Brands Manually or from the Cab

OEM Geometry
and Tip Radius Maintained



Inherently Safe
Design

POWERWEDGE - HYDRAULIC

FOR APPLICATIONS REQUIRING FREQUENT ATTACHMENT CHANGES. (Several times each day or hour)

- Hydraulic operation from the cab
- Changes attachments in seconds
- Lock Bar** - Spring applied, Hydraulically removed
- Safety Hooks** prevent accidental loss of attachment
- Attachments interchange with manual version

MACHINE HOOK-UP

- Optimum Tip radius and link position maintained
- Optional IMAC Slack Adjusters available

POWERWEDGE - MANUAL

FOR APPLICATIONS REQUIRING OCCASIONAL ATTACHMENT CHANGES. (Once or twice per week or less)

- Manual operation from the ground
- Changes attachments in minutes
- Attachments interchange with hydraulic version

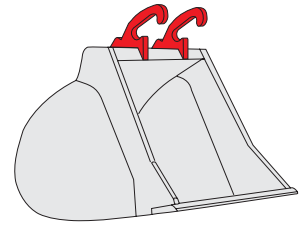

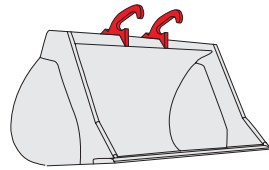
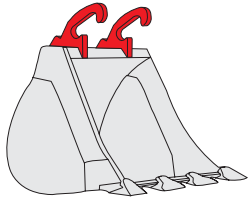
MATCHING ATTACHMENTS

- ◆ Digging - Cleanup - Specialty Buckets - GP, HD and Extreme Service
- ◆ Tilt Buckets
- ◆ Rippers
- ◆ Bucket Thumbs
- ◆ Grapples
- ◆ Rakes
- ◆ Blades

POWERWEDGE is the most flexible **Quick Coupler and Attachment System** ever developed for Hydraulic Excavators. The system gives **compatibility between machine brands of the same size class**. A unique wedge surface transfers machine digging forces to the attachment. The combination of the round front boss and the rear wedge allows ease of coupling, provides maximum bearing area and self adjustment for wear.

Make Your Machine More Machine

POWERWEDGE ATTACHMENTS FOR EVERY APPLICATION



CLASS I
MACHINE GROUP HX10
CAT E70,
DEERE 70,
KOMATSU PC60, PC80-3,
LINK-BELT LS1600

CLASS VII
MACHINE GROUP HX90
HITACHI EX1100
KOMATSU PC1000,
LINK-BELT LS7400,
LIEBHERR R984

CLASS II
MACHINE GROUP HX20
CASE 9010 9020,
CAT 205-214 E110-140 311 312,
DEERE 290D 490E 590D 595D,
DRESSER 6120,
HITACHI EX100 EX150,
KATO HD450 HD550,
KOBELCO SK100 SK120,
KOMATSU PC100 - PC180,
LIEBHERR 902,
LINK-BELT 2650 2700,
MDI YUTANI MD140BLC

SWAP ATTACHMENTS BETWEEN MACHINES IN EACH COUPLER CLASS

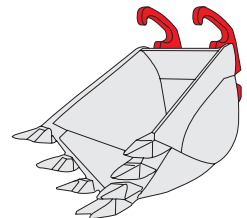
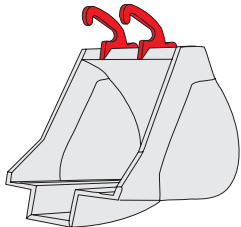
CLASS VI
MACHINE GROUP HX80
CAT 245D 375,
HITACHI EX700,
KATO HD2500,
KOMATSU PC650-3,
LINK-BELT LS6400,

CLASS III
MACHINE GROUP HX30
CASE 888 1088B 9030,
CAT 215D E180 E200 320-B/C
DEERE 690E,
HITACHI EX200,
KATO 700SE,
KOBELCO SK200,
KOEHRING 6620,
KOMATSU PC200,
LINK-BELT LS2800C,
LIEBHERR 912,
MDI YUTANI MD180B MD200B

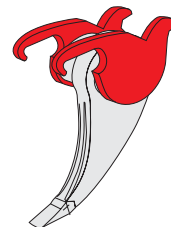

CLASS IV
CLASS III FRAME ALSO AVAILABLE
FOR HX40 - SPECIFY ON ORDER.
MACHINE GROUP HX40
CASE 9040,
CAT 225D EL240 325-B/C/D,
DEERE 790E,
KATO 770SE,
KOBELCO SK220,
KOMATSU PC220,
LINK-BELT LS3400,
MDI YUTANI MD240B

CLASS V
MACHINE GROUP HX60
CASE 9060,
CAT 235C 350,
DEERE 992,
HITACHI EX400,
KOBELCO SK400,
KOMATSU PC400,
LINK-BELT LS4800,
MDI YUTANI MD400BLC
MACHINE GROUP HX70
CAT E450,
KATO HD1800,
KOBELCO K935,
KOEHRING 6644,
LINK-BELT LS5800,
MDI YUTANI MD450BLC

MACHINE GROUP HX50
CASE 9050,
CAT 231D E300 330-C/D,
DEERE 792D 892E,
HITACHI EX270 EX300,
KATO 770SE,
KOBELCO SK300,
KOMATSU PC300 PC360,
LINK-BELT LS4300,
MDI YUTANI MD320B



POWERWEDGE IS
ALSO USED WITH
- TILT BUCKETS
- RAKES
- THUMBS
- HEEL BOOMS



IMAC FOR ALL YOUR
ATTACHMENT NEEDS
- FORESTRY
- DEMOLITION
- CONSTRUCTION
- MATERIALS HANDLING